

Save & Count Piggy Bank





Coloring Fun

Save & Count Piggy Bank
Printable Activity Instructions

Learning Goals:

Coloring can improve a variety of developmental skills: children can practice their pincer grasp by holding a pencil and develop hand-eye coordination by coloring inside the lines [1]! It's also a great way to develop bilateral coordination of their hands (using and controlling both hands to complete a task), as they'll have to use one hand to hold a pencil and the other to keep the paper steady. Coloring sheets are also excellent for introducing different concepts to your child—in these sheets, they'll be exploring colors and numbers!

Set Up:

Print out the coloring sheets, gather crayons or colored pencils, and place the piggy bank and playbook nearby.

How to Play:

There are several ways to use these coloring sheets! You could simply let your child pick a sheet and get creative coloring it in however they like. Or, you could practice color perception and recognition by showing your child the same page in the playbook and asking them to color their sheet in with the same colors. For an extra challenge, name a color, then ask your child to find the matching crayon or colored pencil and color every part of the sheet in that color.






Match, trace, count, and color!

Save & Count Piggy Bank Printable Activity Instructions

Learning Goals:

This activity promotes learning through touch! By using their fingers to trace and count numbers, kids can better learn and remember numbers [2]. The more information kids receive through their senses, the deeper and more meaningful the learning experience will be [3,4]!



Set Up:

Print and cut out the coins. Gather crayons or colored pencils and place the piggy bank and playbook nearby.

How to Play:

Show your child that the printed number coins have the same numbers as the coins from the playset.


Ask your child to match the printed number coins and the coins from the playset, starting from 1.

Ask your child to trace the numbers on the playset's coins with their finger, then do the same with the printed coins. Call out the numbers as they trace.

Flip the playset's coins and ask your child to count the number of shapes on each one.


Ask your child to match the playset's coins with the printed fruit coins in that color.

Encourage
your child to use
their fingers to
count!






















COLORING SHEET

battat
EDUCATION





COLORING SHEET



battat
EDUCATION


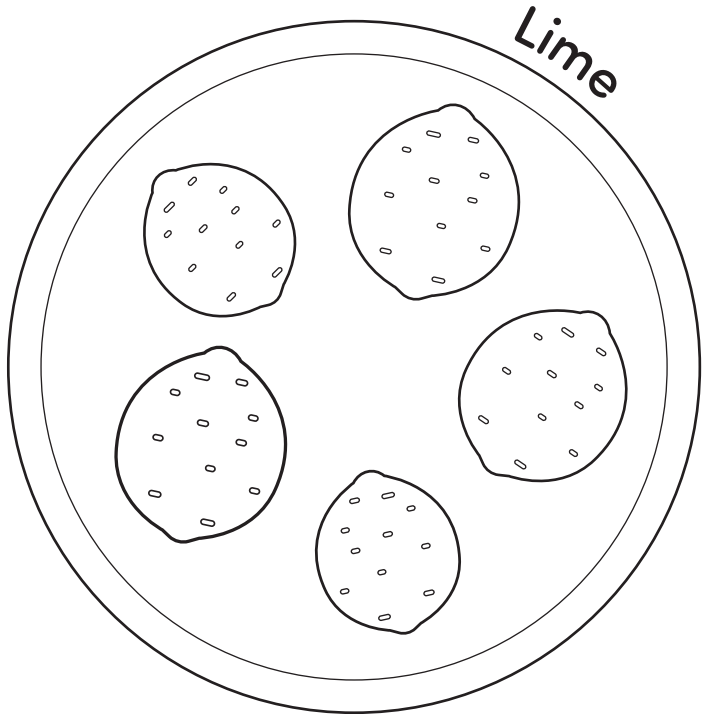






COLORING SHEET






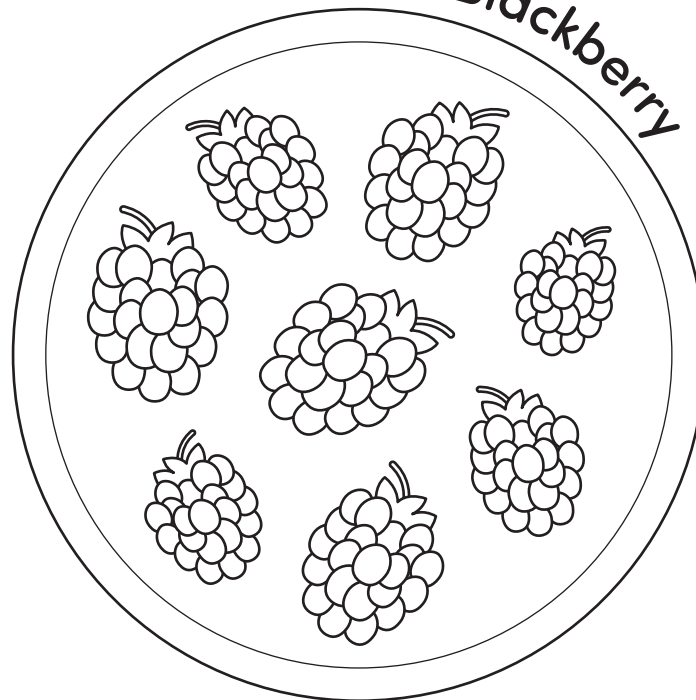








Blueberry



Blackberry





Save & Count Piggy Bank

References

[1] Berk, L. E. (2022). *Development through the lifespan*. Sage Publications.

[2] Bienen, H. (Ed.). (2017). *The Montessori Method*. Routledge.

[3] Ackerman, S. (1992). *Discovering the brain*.

[4] Sarrasin, J. B., Foisy, L. M. B., Allaire-Duquette, G., & Masson, S. (2020). *Understanding your brain to help you learn better. Everything You and Your Teachers Need to Know About the Learning Brain*, 5.

