

Save &
Count
Piggy Bank
Playbook

Piggly and the 10 coins



Piggly loved making colorful drawings.


"I wish I had **10 coins**. I would buy 10 crayons, 1 in every color," Piggly told his grampa.
"But I don't have any coins at all!"

"I have an idea,"
said Grampa Pig.

Piggly helped Grampa Pig
water his garden each day.

Give all 10 coins to your
child one-by-one, then ask
them to put them in the
piggy bank.

And each day, Grampa Pig
gave Piggly **1 coin**.



1, 2, 3, 4, 5, 6, 7, 8, 9, 10 days later,
Piggly had saved up **10 coins**.

Ask your child to take
all the coins out and
count them.



Piggly hurried
to the store with
his 10 coins.



His friends Kitten,
Lamb, Puppy, and
Duck were there.





"I wish I had
2 crayons—1 red
and 1 black,"
said Kitten.

So Piggly gave
Kitten **2 coins**.

Ask your child to give
you 2 coins at a time,
just like Piggly does
with his friends!

"I wish I had
2 crayons—1 yellow
and 1 brown,"
said Lamb.

So Piggly gave
Lamb **2 coins**.




"I wish I had
2 crayons—1
white and 1 pink,"
said Puppy.

So Piggly gave
Puppy **2 coins**.

"I wish I had
2 crayons—1 purple
and 1 green," said
Duck.

So Piggly gave
Duck **2 coins**.




Piggly had
2 coins left.

Piggly bought 2 crayons with his **2 coins**.

"I don't have 10 crayons, 1 in every color,"
said Piggly.

"But I'm happy I have
2 crayons—1 orange and 1 blue."



"And I'm happy I helped
all 4 of you, too!"

"Thank you for sharing your
coins, Piggly," said his friends.



“Now let’s all share our crayons.
Together we have **10 colors.**”

Give all the coins back to your child. Ask them to say each coin’s color as they put them in the piggy bank.

“Together we can make colorful drawings!”

“Yes!” Piggly said.



FREE PLAY

Encourage little ones to play with the coins and piggy bank as they please! Whether they're stacking the coins, dropping them in the pig, or pulling on the pig's tail, they'll be improving their fine motor skills.

SHARED READING

Read the story together with your child! You can let them play an active role while you read by encouraging them to touch the pictures or name the objects in the story.

COLOR RECOGNITION ACTIVITIES

Hold up a coin and ask your child what color it is.

Ask your child to pick a coin and name its color. Then, ask them to look for objects around the room in the same color.

COUNTING ACTIVITIES

Count the coins aloud with your child as they drop them in the piggy bank one-by-one. If they're familiar with numbers, let them count on their own.

Divide the coins between you and your child. Take turns dropping them in the piggy bank and counting aloud.

Say "oink" for every coin you drop in the piggy bank! "Oink" for 1, "oink, oink" for 2!