

**FREE PLAY**

Your child can play with this toy in so many ways: they could stack the fish, spin the tray, or make a tower with the cards. Nurture your little one's curiosity by encouraging them to play as they please!


a b c

As many letters in books are lowercase, getting a head start on learning lowercase letters can help your child read!

**LEVEL 1: COLOR MATCHING**

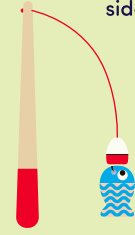


Spin the tray for an extra challenge!



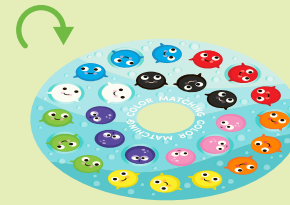
**COLOR CATCH**

Pick a color, then ask your child to catch fish only in that color.



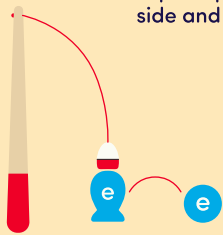
**COLOR CATCH & MATCH**

Ask your child to catch a fish from the tray, then place it on a matching fish on the board.




**LEVEL 2: LETTER MATCHING**

Flip the play board to the letter-matching side and place it beside the tray.

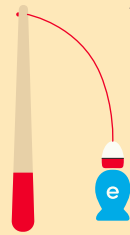


**LETTER CATCH & MATCH**

Ask your child to catch a fish from the tray, then place it on the matching letter on the board.



Place all the alphabet cards in the middle of the tray.



**CARD FISHING**

Ask your child to draw an alphabet card, then catch the fish with the matching letter.




Add on a letter identification exercise!

As your child catches the fish, say each fish's letter aloud and ask them to repeat after you. And after some practice, they can call out the letters on their own.



**LEVEL 3: SPELLING**



**CATCH & SPELL**

Ask your child to draw an alphabet card and catch the fish with the right letters to spell the word on the back. Then, ask them to spell the word aloud and sound it out.



Gone through all the cards?

Try using other words: spell them out using the alphabet cards or write them down on a piece of paper.

fish!  
f-i-s-h



**CATCH THE MISSING LETTER**

Spell a word using the alphabet cards but use the blank card in the place of one letter. Ask your child to guess the word and catch the fish with the missing letter.

**GAME PLAY**

You can easily turn these activities into a two-person game. Set a timer and have a little friendly competition! Your child can build their social skills and self-esteem along the way.

SCAN ME for more play ideas!



# A L P H A B E T

## CHART

Catch a fish & place it on the matching letter!

 Use this chart to connect lowercase letters with uppercase letters. 

Aa Bb Cc Dd Ee

Ff Gg Hh Ii Jj Kk

Ll Mm Nn Oo Pp

Qq Rr Ss Tt Uu

Vv Ww Xx Yy Zz