



FREE PLAY

Allow your child to play with the toy as they please! As they explore the tiles and cards, they'll be getting familiar with letters' shapes. With cute animal illustrations, the tiles are great for pretend play too—where will your kiddo take them on the ABC Railway™?



Match the animals!

Mix up the tiles, then try to match the baby animals with their parents.



Test your memory!

Flip the cards over (letter-side up), then try to match the animals from memory.



battat
EDUCATION


Pre-printing Activities

These activities prep kids for printing by getting them familiar with the shapes of letters. Pick either uppercase or lowercase letters and get started! Combine these activities with the previous ones for more letter-learning fun.

Give your child a tile and have them fill the indented letter with salt, sand, or flour. This can help your child memorize the shapes of letters.

Using an alphabet card, trace the letter with your finger as if you were writing it. Give your child the card and ask them to mimic the same action. You can guide their hand if they're having trouble remembering what you did.


Repeat the above activity with tiles. Then, ask them to try it with the wooden stylus instead of their finger. When they're ready, replace the stylus and tile with a real pencil and paper!



ABC
Railway™
Play Guide



ABC Railway™




For more play ideas, visit our website: battateducation.com
Maison Battat Inc. Publisher Text and Illustrations Copyright © Maison Battat Inc.

Alphabet Learning Train Set

SPEECH SOUND AWARENESS ACTIVITIES

An essential prerequisite to children's literacy is recognizing speech sounds. Start exploring speech sounds with the animals on the alphabet cards!

Show your child a card, then ask them to name the animal, lengthening the first sound in the name. After, ask if they can think of other words that begin with that sound.



Duh-duh-duck!

Door, duck, doll...

Try practicing with your child's name! Together, lengthen each sound in their name before saying the whole thing. By doing so, they can hear each sound separately and better understand how they combine to form a word.



The dot on an alphabet tile indicates its orientation: it should be at the bottom!



PHONICS ACTIVITIES

Another important skill in literacy development is connecting a letter's written and spoken forms. Kids can better understand this relationship through phonics activities! Start by going through the alphabet with your child, demonstrating that each letter has an uppercase and lowercase form.

Activity 1

Shuffle 4 pairs of tiles and place them in front of your child. Find the corresponding cards.

Pick up a card and show your child the animal. Say the animal's name, lengthening the first sound.

Turn the card over, showing the letter to your child. Say the letter sound.

Ask your child to find the matching uppercase and lower tiles and put them on the train while saying their sound.



aehh

Try these activities with more tiles to make them more challenging!



Activity 2

Give your child 4 uppercase tiles and yourself the 4 corresponding lowercase tiles (or the other way around).

Place one of your tiles on the train and say the letter sound. Then, ask your child to find the matching tile and place it on the train next to yours.



Looking at a letter while saying its sound can help your child memorize the association between its written and spoken forms.



Activity 3

Place uppercase tiles, with the animal side facing your child, on the train. Ask your child to identify the first letter sound in each animal's name, find the matching lowercase tiles, and place them on the train.



Activity 4

Place the deck of cards, letter-side up, and tiles, animal-side up, between you and your child.

Draw a card and show your child the letter. Ask them to say the letter sound and guess the animal. They can look at the tiles for a clue. If they guess correctly, they keep the card.

Take turns until there are no cards left. Whoever has the most cards, wins!



Two-Player Matching Game

Mix up the tiles, then match the uppercase and lowercase letters as fast as possible. Whoever gets the most pairs wins!

Separate the tiles by color...



Or mix them all together!

